

Bone Healing

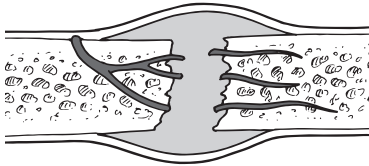


American College of
Foot and Ankle Surgeons®

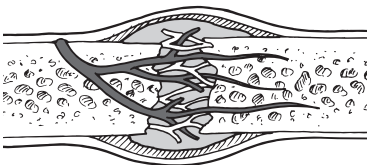
How Does a Bone Heal?

All broken bones go through the same healing process. This is true whether a bone has been cut as part of a surgical procedure or fractured through an injury.

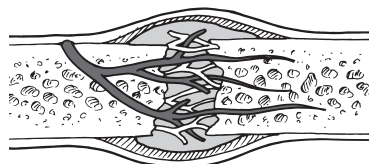
The bone healing process has three overlapping stages: inflammation, bone production, and bone remodeling.



- **Inflammation** starts immediately after the bone is fractured and lasts for several days. When the bone is fractured there is bleeding into the area, leading to inflammation and clotting of blood at the fracture site. This provides the initial structural stability and framework for producing new bone.



- **Bone production** begins when the clotted blood formed by inflammation is replaced with fibrous tissue and cartilage (known as “soft callus”). As healing progresses, the soft callus is replaced with hard bone (known as “hard callus”), which is visible on x-rays several weeks after the fracture.



- **Bone remodeling**, the final phase of bone healing, goes on for several months. In remodeling, bone continues to form and becomes compact, returning to its original shape. In addition, blood circulation in the area improves. Once adequate bone healing has occurred, weightbearing (such as standing or walking) encourages bone remodeling.

How Long Does Bone Healing Take?

Bone healing is a complex process. Speed and success differ among individuals. The time required for bone healing can be affected by many factors, including the type of fracture and the patient’s age, underlying medical conditions, and nutritional status.

Bone generally takes 6 to 8 weeks to heal to a significant degree. In general, children’s bones heal faster than those of adults. The foot and ankle surgeon will determine when the patient is ready to bear weight on the area. This will depend on the location and severity of the fracture, the type of surgical procedure performed, and other considerations.

What Helps Promote Bone Healing?

If a bone will be cut during a planned surgical procedure, some steps can be taken pre-and postoperatively to help optimize healing. The surgeon may offer advice on diet and nutritional supplements that are essential to bone growth. Smoking cessation, and adequate control of blood sugar levels in diabetics, are important. Smoking and high glucose levels interfere with bone healing.

For all patients with fractured bones, **immobilization** is a critical part of treatment, because any movement of bone fragments slows down the initial healing process. Depending on the type of fracture or surgical procedure, the surgeon may use some form of fixation (such as screws, plates, or wires) on the fractured bone and/or a cast to keep the bone from moving. During the immobilization period, weightbearing is restricted as instructed by the surgeon.

Once the bone is adequately healed, **physical therapy** often plays a key role in rehabilitation. An exercise program designed for the patient can help in regaining strength and balance and assist in returning to normal activities.

Bone Healing *continued*



American College of
Foot and Ankle Surgeons®

What Can Hinder Bone Healing?

A wide variety of factors can slow down the healing process. These include:

- Movement of the bone fragments; weightbearing too soon
- Smoking, which constricts the blood vessels and decreases circulation
- Medical conditions, such as diabetes, hormone-related problems, or vascular disease
- Some medications, such as corticosteroids and other immunosuppressants
- Fractures that are severe, complicated, or become infected
- Advanced age
- Poor nutrition or impaired metabolism

How Can Slow Healing be Treated?

If the bone is not healing as well as expected or fails to heal, the foot and ankle surgeon can choose from a variety of treatment options to enhance the growth of bone, such as continued immobilization for a longer period, bone stimulation, or surgery with bone grafting or use of bone growth proteins. ■



American College of
Foot and Ankle Surgeons®

This information has been prepared by the Consumer Education Committee of the American College of Foot and Ankle Surgeons, a professional society of over 6,000 foot and ankle surgeons. Members of the College are Doctors of Podiatric Medicine who have received additional training through surgical residency programs.

The mission of the College is to promote superior care of foot and ankle surgical patients through education, research and the promotion of the highest professional standards.

Copyright © 2010, American College of Foot and Ankle Surgeons • www.FootHealthFacts.org